


**8/S1**  
v 3.3 (en)

# FLOOR CONVECTORS

PKN, PKF, PKH, PKH-4C



**TABLE OF CONTENTS**

FLOOR CONVECTORS	399
<b>Application</b>	399
<b>Features</b>	399
FLOOR CONVECTORS WITH NATURAL CONVECTION - PKN	400
<b>Thermal outputs</b>	400
<b>Dimensions</b>	401
FLOOR CONVECTORS WITH FORCED CONVECTION - PKF	402
<b>Thermal outputs</b>	402
<b>Dimensions</b>	403
FLOOR CONVECTORS FOR DAMP AREAS - PKV	405
<b>Thermal outputs</b>	405
FLOOR CONVECTORS WITH FORCED CONVECTION - PKH	406
<b>Thermal outputs</b>	406
<b>Dimensions</b>	407
FLOOR CONVECTORS WITH FORCED CONVECTION - PKH-4C	408
<b>Thermal outputs</b>	408
<b>Dimensions</b>	409
FLOOR CONVECTORS SELECTION DIAGRAM	410
OPTIONS	412
CONTROL OPTIONS	412
WIRING DIAGRAMS	414
ACCESSORIES	416
ORDERING KEY	423

**Definition of symbols**


V	[m <sup>3</sup> /h]	Air flow rate	L	[m]	Window length
v <sub>L</sub>	[m/s]	Cold jet velocity	t <sub>UL</sub>	[°C]	Inlet air temperature
Δt <sub>L</sub>	[°C]	Temperature difference	t <sub>LZ</sub>	[°C]	Outlet air temperature
K	[W/m <sup>2</sup> K]	Heat coefficient	Q <sub>H</sub>	[W]	Heating output
Q	[W]	Heat output	Q <sub>C</sub>	[W]	Cooling output
L <sub>WA</sub>	[dB(A)]	Sound power level	Q <sub>S</sub>	[W]	Sensible heat output
c <sub>L</sub>	[kJ/kgK]	Specific heat coefficient of cold air	U	[V]	Voltage
b	[m]	Window width	I	[A]	Current
h	[m]	Window height	P	[W]	Electric motor rated power
ρ	[kg/m <sup>3</sup> ]	Air density	f	[Hz]	Frequency

## Application

- Perfect for use in areas with high interior design requirements and spaces with large glass surfaces.
- Attractive solution used both as a primary heating or secondary cooling source depending on application of space.

## Features

- Steel sheet casing powder coated in black color - RAL9005. Optional external 6 mm tick insulation.
- Cu/Al heat exchanger with profiled fins and 1/2" internal thread connections; each tested on 25 bar max pressure.
- Low noise tangential fans: 230V AC or 24V EC
- Wide range of attractive cover grilles made of anodized aluminium, wood or stainless steel in longitudinal or transverse roll-up design.
- Modular design allows easy connection and section adjustments
- Variety of accessories, regulation and inactive connection parts.



## Advantages

### Intersecting cold air stream

In rooms with large glass surfaces, cold air downwash is present from glass surfaces towards the rest of the room. Floor convectors intersect the cold air stream, creating a warm barrier between cold glass surface and the rest of the room. It improves the room comfort and prevents fogging of the glass surfaces.

### Cost effective

As an addition to floor heating system, floor convectors are great solution for short-term heating requirements during transitional periods between seasons. In this way heating is only delivered when necessary, avoiding unwanted heat transfer and saving money.

### Instant heating

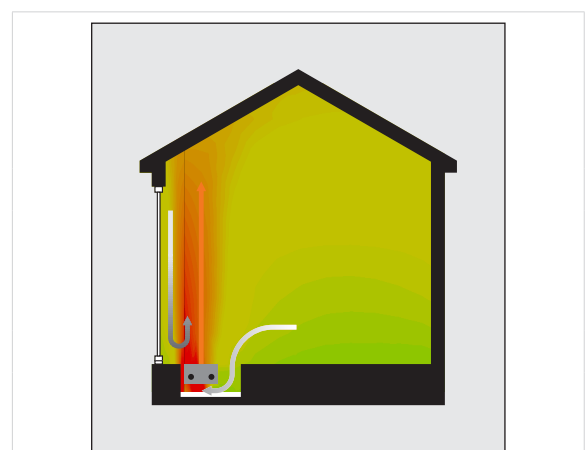
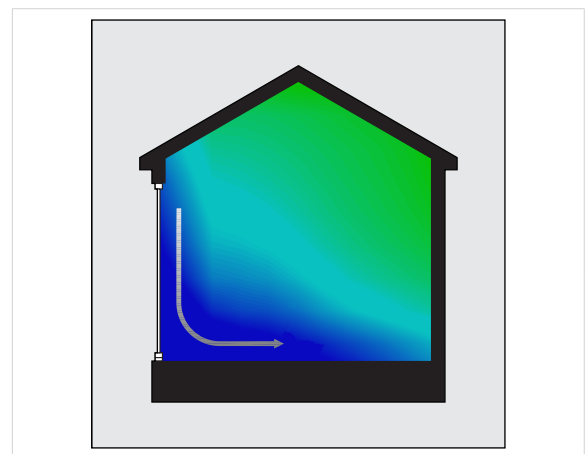
Heat exchangers provide rapid heat transfer due to large heat exchange surface. It is especially beneficial in combination with slow heating systems.

### High heat output at low input water temperatures

In heating systems with low water temperatures, floor convectors with forced convection are used. The principle of forced convection greatly increases heat output.

### Attractive design


Compared to classical heating systems, floor convectors are not using up usefull space nor interfering with room arrangement.



**PKN**
**NATURAL CONVECTION  
HEATING**

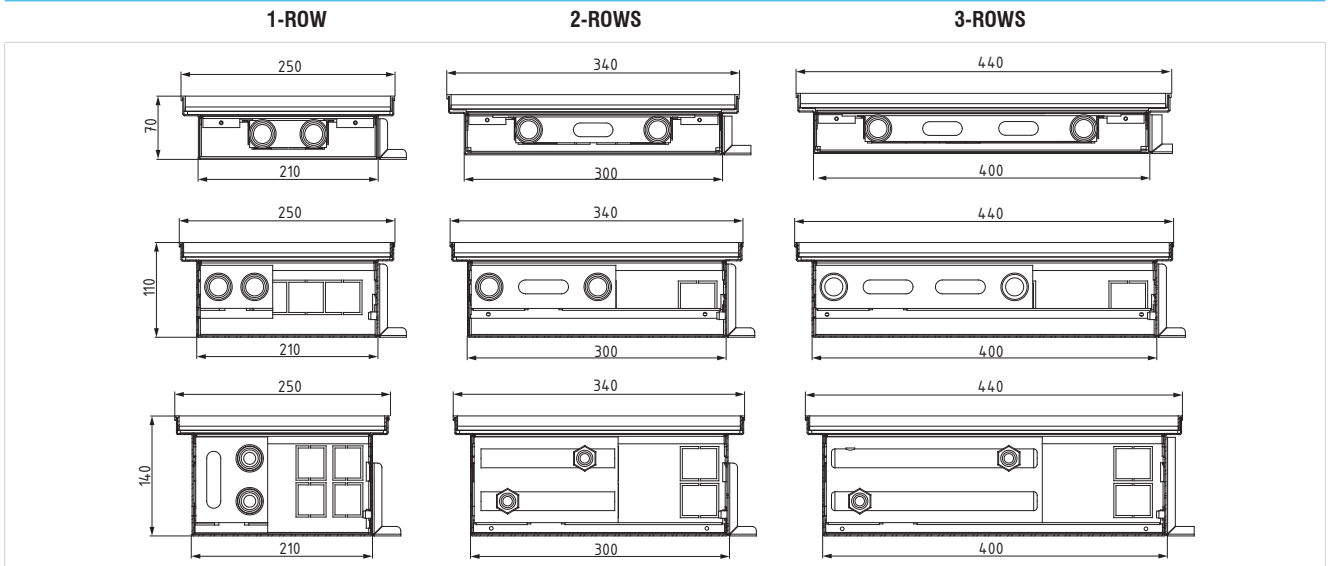
Natural convection is used for heat transfer from heating element to the surrounding air. Cold air is heavier and falls to the bottom of the casing. Air is then heated by a heat exchanger. As it gets warmer, it rises, and leaves the room for new cold air to fill the casing.

Length: 1000 to 3000 mm  
 Height: 70, 110 or 140 mm  
 Heat output: 66 - 2570 W  
 Heat exchanger: 1-row, 2-row, 3-row

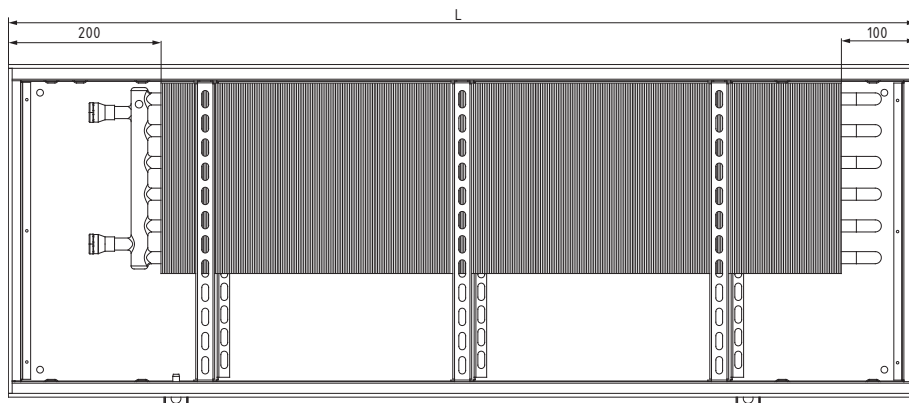
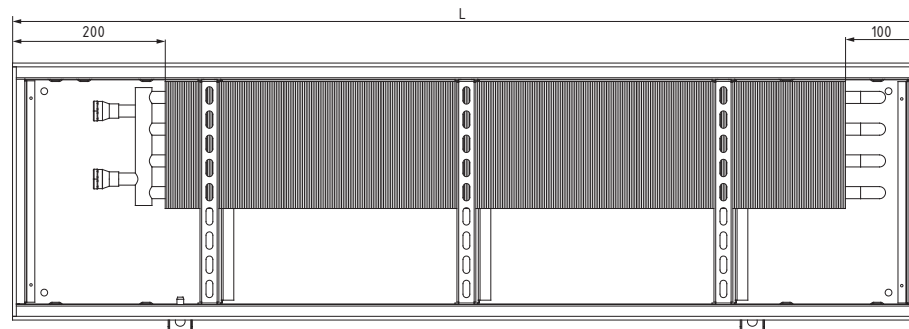
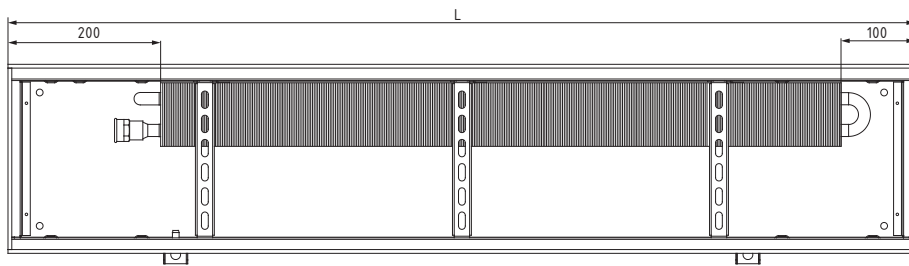

**Heat output [W] - PKN**

Length [mm]	Temperature regime	1-row			2-row			3-row		
		Height [mm]								
		70	110	140	70	110	140	70	110	140
1000	90/70/20 °C	198	280	329	351	460	532	494	632	831
	75/65/20 °C	153	223	256	279	376	427	398	522	671
	55/45/20 °C	66	102	111	129	186	199	189	264	323
1200	90/70/20 °C	257	349	412	437	571	667	619	781	1021
	75/65/20 °C	198	278	321	347	467	535	498	645	825
	55/45/20 °C	85	128	140	160	230	249	236	326	398
1400	90/70/20 °C	314	421	497	523	682	800	744	928	1213
	75/65/20 °C	242	335	387	416	558	642	599	766	980
	55/45/20 °C	104	154	169	192	275	299	284	387	473
1600	90/70/20 °C	372	492	582	608	893	936	870	1077	1405
	75/65/20 °C	287	392	453	483	731	751	700	889	1135
	55/45/20 °C	123	180	197	223	360	350	332	449	547
1800	90/70/20 °C	430	561	668	695	903	1071	993	1223	1595
	75/65/20 °C	332	447	520	552	739	859	799	1010	1289
	55/45/20 °C	143	205	226	255	364	400	379	511	622
2000	90/70/20 °C	487	632	751	781	1013	1204	1118	1370	1789
	75/65/20 °C	376	503	585	621	829	966	900	1131	1445
	55/45/20 °C	161	231	255	287	409	450	427	572	697
2200	90/70/20 °C	545	702	836	864	1124	1340	1242	1519	1980
	75/65/20 °C	421	559	651	687	920	1075	1000	1254	1600
	55/45/20 °C	180	257	284	317	453	501	474	634	771
2400	90/70/20 °C	602	774	920	951	1234	1475	1367	1665	2172
	75/65/20 °C	465	616	717	7556	1010	1183	1100	1375	1755
	55/45/20 °C	199	283	312	349	498	551	521	695	846
2600	90/70/20 °C	662	845	1005	1039	1346	1608	1491	1814	2363
	75/65/20 °C	511	673	783	826	1101	1290	1200	1498	1909
	55/45/20 °C	219	309	341	381	543	601	569	757	921
2800	90/70/20 °C	718	913	1090	1122	1458	1744	1615	1961	2555
	75/65/20 °C	554	727	849	892	1193	1399	1300	1619	2064
	55/45/20 °C	238	334	370	412	588	652	616	819	955
3000	90/70/20 °C	777	986	1178	1208	1569	1881	1740	2107	2570
	75/65/20 °C	600	785	918	960	1284	1509	1401	1740	2076
	55/45/20 °C	257	360	400	444	633	703	664	880	1001

Dimensions - PKN



\*water connections R1/2"




## FLOOR CONVECTORS - PKN, PKF

### PKF | FORCED CONVECTION HEATING

Forced convection is achieved by using a built in fans to increase the airflow over heating surfaces, thus greatly improving heat transfer efficiency.

Length: 1000 to 3000 mm  
 Height: 110 or 140 mm  
 Heat output: 57 - 7360 W  
 Heat exchanger: 1-row, 2-row, 3-row

Fans / Controls  
 230 V AC - 3 speed transformer  
 230 V AC - control 0-10 V  
 24 V EC - control 0-10 V  
 12 V AC - on request



### Heat output [W] - PKF-110

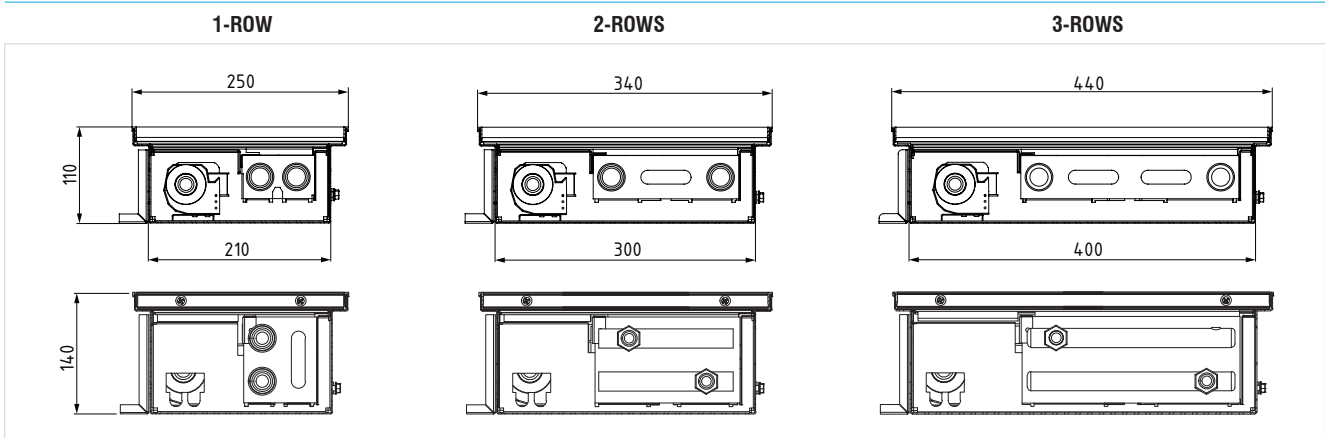
Length [mm]	LPHW	1-row				2-row				3-row			
		Fan speed											
		OFF	MIN	MED	MAX	OFF	MIN	MED	MAX	OFF	MIN	MED	MAX
<b>1 fan</b>													
1000	90/70/20 °C	148	575	762	1080	248	846	1130	1645	365	985	1412	1994
	75/65/20 °C	119	488	656	933	197	723	1020	1501	293	834	1303	1829
	55/45/20 °C	57	267	372	540	92	397	532	809	135	456	666	967
1200	90/70/20 °C	179	686	894	1235	318	1027	1343	1915	429	1329	1759	2416
	75/65/20 °C	144	583	770	1067	252	878	1211	1749	345	1128	1618	2207
	55/45/20 °C	69	319	436	618	117	482	631	942	159	617	827	1167
1400	90/70/20 °C	233	739	946	1289	408	1112	1428	2003	549	1444	1869	2528
	75/65/20 °C	188	628	816	1115	324	954	1292	1832	441	1228	1733	2317
	55/45/20 °C	90	343	462	645	151	523	673	987	203	672	886	1225
1600	90/70/20 °C	286	788	994	1339	503	1195	1515	2088	666	1556	1985	2640
	75/65/20 °C	231	670	856	1157	399	1033	1297	1819	535	1333	1698	2275
	55/45/20 °C	110	366	485	670	185	567	716	1034	246	729	940	1285
<b>2 fans</b>													
1800	90/70/20 °C	308	1320	1736	2419	548	1969	2602	3748	744	2547	3411	4720
	75/65/20 °C	248	1122	1595	1495	435	1683	2344	3418	598	2161	3143	4310
	55/45/20 °C	118	613	848	1210	202	924	1221	184	275	1182	1607	2279
2000	90/70/20 °C	361	1371	1789	2473	642	2056	2688	3832	869	2654	3523	4835
	75/65/20 °C	291	1166	1541	2137	509	1758	2419	3499	698	2259	3249	4417
	55/45/20 °C	139	637	873	1236	237	965	1260	1885	321	1235	1661	2335
2200	90/70/20 °C	415	1423	1842	2519	734	2137	2771	3915	979	2775	3632	4945
	75/65/20 °C	335	1210	1586	2182	582	1832	2493	3579	787	2357	3355	4523
	55/45/20 °C	160	662	899	1263	270	1005	1299	1928	362	1289	1716	2392
2400	90/70/20 °C	469	1474	1893	2573	824	2226	2863	4006	1101	2887	3748	5057
	75/65/20 °C	378	1253	1630	2226	654	1907	2436	3469	885	2446	3198	4335
	55/45/20 °C	180	685	924	1288	304	1046	1346	1973	407	1338	1770	2449
<b>3 fans</b>													
2600	90/70/20 °C	490	2004	2631	3654	871	2997	3953	5657	1175	3878	5172	7140
	75/65/20 °C	395	1704	2266	3159	691	2562	3555	5167	944	3290	4766	6517
	55/45/20 °C	188	932	1284	1828	321	1406	1852	2784	434	1799	2437	3446
2800	90/70/20 °C	542	2056	2684	3707	963	3083	4030	5752	1292	3992	5284	7252
	75/65/20 °C	437	1771	2311	3204	764	2636	3634	5247	1038	3388	4872	6623
	55/45/20 °C	208	969	1310	1854	355	1446	1894	2827	478	1853	2492	3502
3000	90/70/20 °C	596	2115	2735	3760	1053	3170	4115	5844	1413	4106	5397	7360
	75/65/20 °C	481	1838	2355	3250	835	2710	3710	5328	1135	3485	4979	6730
	55/45/20 °C	229	1005	1335	1880	388	1487	1935	2871	522	1906	2546	3559

**Heat output [W] - PKF-140**

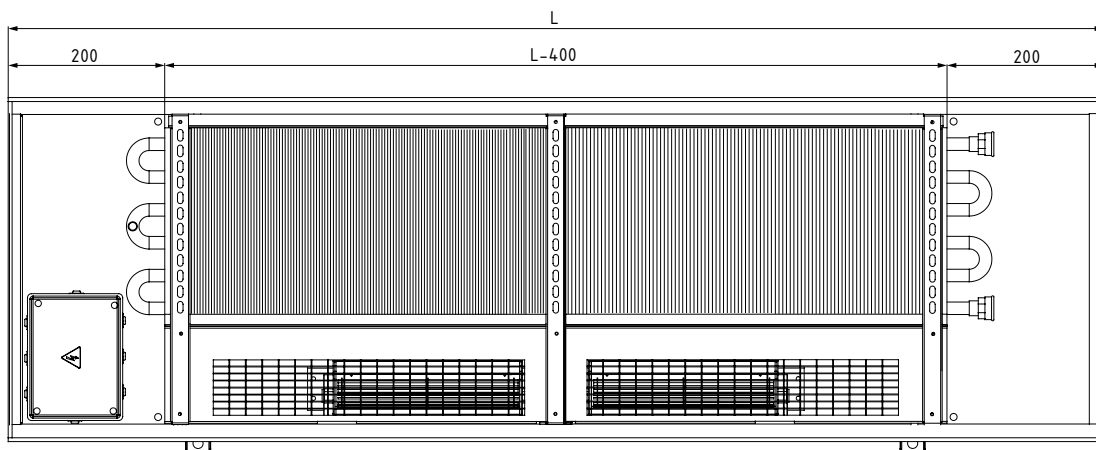
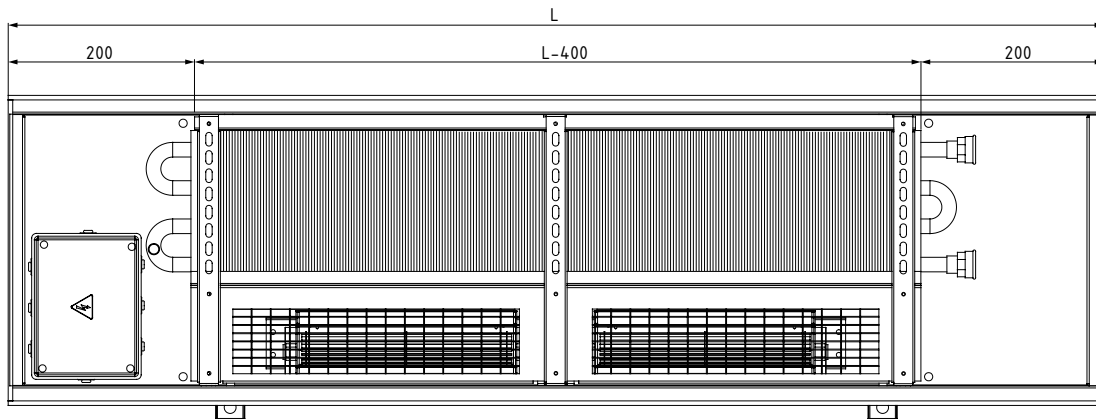
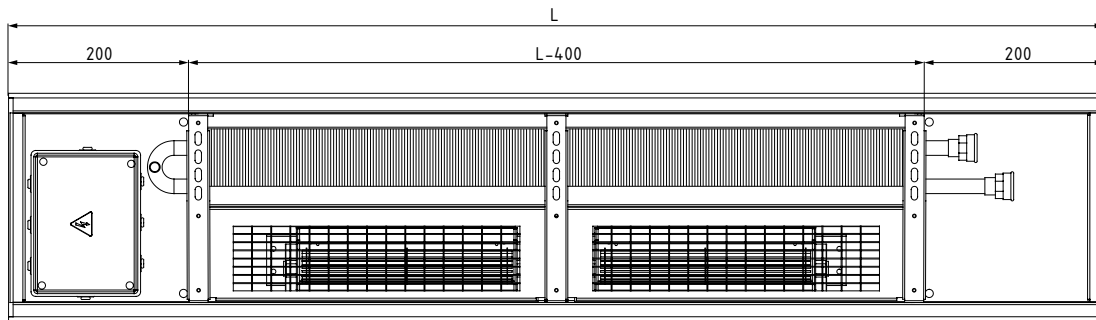
Length [mm]	LPHW	1-row				2-row				3-row			
		Fan speed											
		OFF	MIN	MED	MAX	OFF	MIN	MED	MAX	OFF	MIN	MED	MAX
<b>1 fan</b>													
1000	90/70/20 °C	187	693	1066	1532	302	1145	1630	2315	409	1568	1418	1987
	75/65/20 °C	151	586	920	1310	240	965	1388	1986	322	1309	1203	1708
	55/45/20 °C	72	321	530	735	112	520	771	1121	141	684	662	964
1200	90/70/20 °C	257	1042	1347	1834	420	1378	1772	2400	668	1714	2163	2884
	75/65/20 °C	207	881	1162	1568	334	1161	1509	2059	526	1431	1836	2479
	55/45/20 °C	99	482	669	880	155	626	839	1162	231	748	1010	1399
1400	90/70/20 °C	317	1097	1400	1896	515	1467	1864	2492	810	1847	2297	3015
	75/65/20 °C	256	928	1208	1621	409	1236	1588	2138	638	1542	1949	2592
	55/45/20 °C	122	508	696	910	190	666	883	1207	280	806	1072	1463
1600	90/70/20 °C	370	1157	1458	1944	610	1556	1951	2578	941	1984	2417	3145
	75/65/20 °C	298	978	1258	1662	485	1311	1662	2212	741	1656	2051	2703
	55/45/20 °C	142	535	725	933	225	707	924	1248	326	866	1128	1525
<b>2 fans</b>													
1800	90/70/20 °C	445	1606	2077	2803	725	2151	2748	3686	1129	2703	3376	4470
	75/65/20 °C	359	1358	1792	2396	576	1812	2341	3163	889	2257	2865	3842
	55/45/20 °C	171	743	1032	1345	268	997	1301	1785	391	1180	1576	2168
2000	90/70/20 °C	521	2106	2694	3672	839	2747	3527	4789	1327	3420	4211	5435
	75/65/20 °C	420	1781	2324	3139	667	2314	3004	4109	1045	2855	3659	4672
	55/45/20 °C	200	975	1339	1762	310	1247	1669	2319	459	1492	2013	2637
2200	90/70/20 °C	578	2152	2746	3722	925	2838	3629	4876	1470	3559	4468	5916
	75/65/20 °C	466	1820	2369	3282	735	2391	3091	4184	1158	2971	3792	5085
	55/45/20 °C	222	996	1364	1787	342	1289	1718	2361	509	1553	2086	2870
2400	90/70/20 °C	631	2206	2796	3783	1029	2929	3716	4974	1610	3695	4588	6044
	75/65/20 °C	509	1865	2412	3234	818	2468	3165	4268	1268	3085	3894	5195
	55/45/20 °C	243	1021	1389	1816	380	1330	1759	2409	557	1613	2142	2932
<b>3 fans</b>													
2600	90/70/20 °C	708	2679	3421	4659	1134	3515	4515	6083	1801	4414	5536	7362
	75/65/20 °C	571	2265	2951	3983	901	2961	3846	5219	1418	3685	4698	6328
	55/45/20 °C	272	1240	1700	2236	419	1596	2137	2945	623	1926	2584	3571
2800	90/70/20 °C	782	3156	4040	5522	1254	4116	5297	7192	1978	5128	6487	8681
	75/65/20 °C	631	2669	3485	4721	997	3468	4512	6171	1558	4281	5505	7462
	55/45/20 °C	301	1461	2007	2651	463	1869	2508	3482	685	2238	3028	4211
3000	90/70/20 °C	836	3191	4099	5572	1053	3170	4115	5844	2118	5273	6601	8809
	75/65/20 °C	674	2696	3536	4763	1078	3546	4588	6239	1668	4402	5602	7572
	55/45/20 °C	321	1477	2037	2674	1359	4209	5386	7272	733	2301	3082	4273



Dimensions - PKF



\*water connections R1/2"



**PKV** | FOR DAMP LOCATIONS

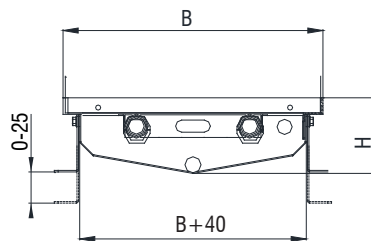
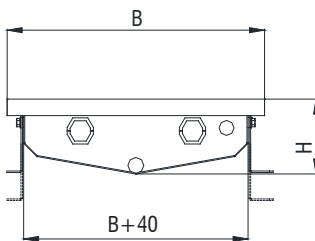
- Version for heating of damp areas (swimming pools, winter gardens etc.)
- Natural or forced convection
- Special 12V crossflow fans (power supply unit has to be provided outside of the floor convector)
- Unique casing design with water drain and dividing rack

Length: 1000 to 3000 mm  
 Height: 110 or 140 mm  
 Heat output:  
 Heat exchanger: 1-row, 2-row, 3-row

Fans / Controls  
 12 V AC



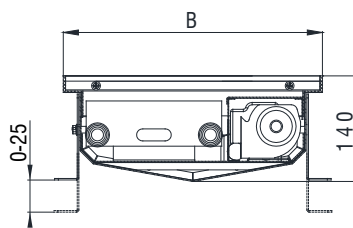
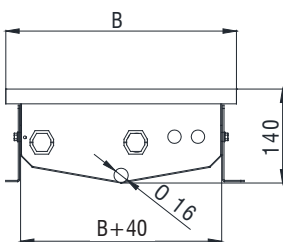
**PKV-N (Natural convection)**



connection - R 1/2"

Heat exchanger	B [mm]	H [mm]
1-row	250	100
		140
		170
2-rows	340	100
		140
		170
3-rows	440	100
		140
		170

**PKV-F (Forced convection)**



connection - R 1/2"

Heat exchanger	B [mm]	H [mm]
1-row	250	140
2-row	340	140
3-row	440	140


**PKH** | HEATING or COOLING

- 2-pipe system for heating or cooling
- Condensate drain included

Length: 1200 to 3000 mm  
 Height: 130 or 150 mm  
 Heat output: 1105 - 13006 W  
 Cooling output: 406 - 4757 W

**Fans / Controls**

- 230 V AC - 3 speed transformer
- 230 V AC - control 0-10 V
- 24 V EC - control 0-10 V
- 12 V AC - on request

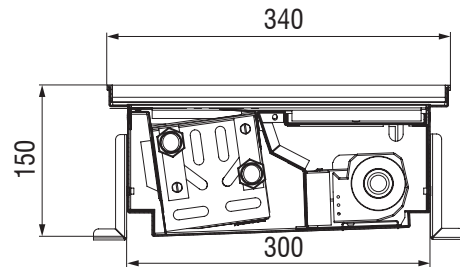
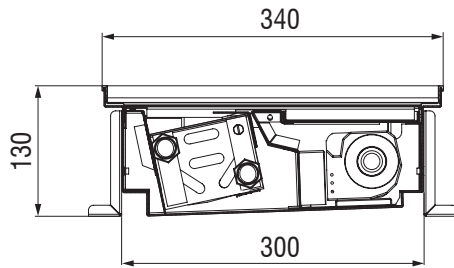


		PKH-130						PKH-150					
		LPHW			LPCW			LPHW			LPCW		
		90/70/20 °C	75/65/20 °C	55/45/20 °C	6/12/26 °C	10/15/26 °C	12/16/26 °C	90/70/20 °C	75/65/20 °C	55/45/20 °C	6/12/26 °C	10/15/26 °C	12/16/26 °C
<b>L = 1200 mm (1 fan)</b>		<b>L = 1200 mm (1 fan)</b>											
Fan speed	MIN	1706	1501	852	496	366	321	2662	2251	1355	721	516	461
	MED	2358	2063	1154	534	459	409	3521	2933	1759	921	653	632
	MAX	3377	2926	1650	760	571	527	4474	3849	2287	1205	900	816
<b>L = 2000 mm (2 fans)</b>		<b>L = 2000 mm (2 fans)</b>											
Fan speed	MIN	3446	3032	1721	1002	739	648	5377	4547	2737	1456	1042	931
	MED	4763	4167	2331	1079	927	826	7112	5925	3553	1860	1319	1277
	MAX	6754	5852	3300	1657	1245	1149	8948	7698	4574	2627	1962	1779
<b>L = 2600 mm (3 fans)</b>		<b>L = 2700 mm (3 fans)</b>											
Fan speed	MIN	4606	4053	2300	1339	988	867	7187	6078	3659	1947	1393	1245
	MED	6367	5570	3116	1442	1239	1104	9507	7919	4749	2487	1763	1706
	MAX	9118	7900	4455	2052	1542	1423	12080	10392	6175	3254	2430	2203
<b>L = 3000 mm (3 fans)</b>		<b>L = 3000 mm (3 fans)</b>											
Fan speed	MIN	4975	4377	2484	1446	1067	936	7762	6564	3951	2102	1505	1344
	MED	6876	6016	3365	1557	1338	1193	10267	8553	5129	2686	1904	1843
	MAX	9847	8532	4811	2216	1665	1537	13046	11224	6669	3514	2624	2379

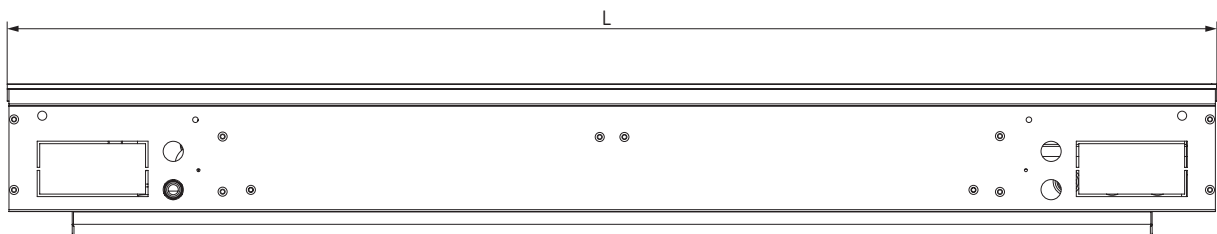
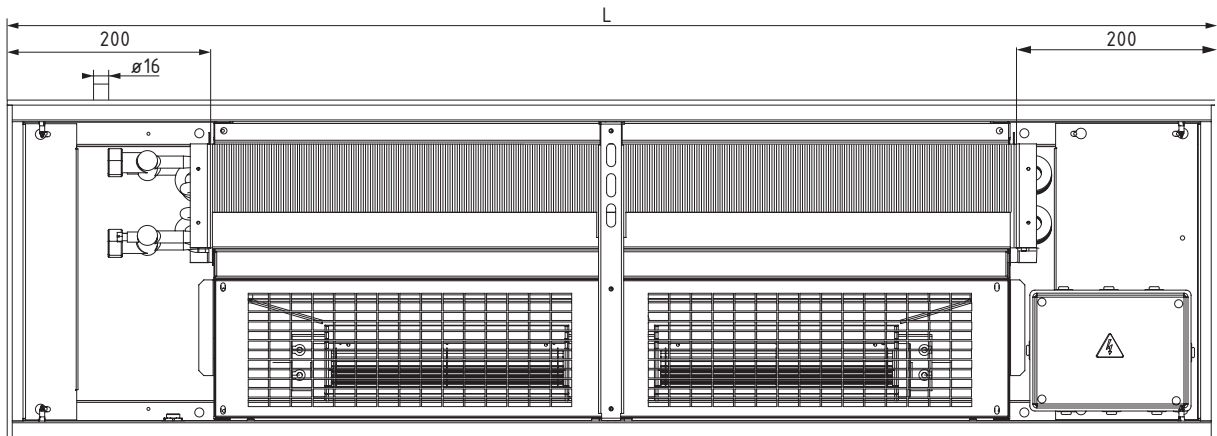
Dimensions - PKH

PKH-130

PKH-150



\*water connections R1/2"




## PKH-4C | HEATING and/or COOLING

- 4-pipe system for heating and/or cooling
- Condensate drain included

Length: 1200 to 3000 mm  
 Height: 130 or 150 mm  
 Heat output: 941 - 9181 W  
 Cooling output: 440 - 4439 W

### Fans / Controls

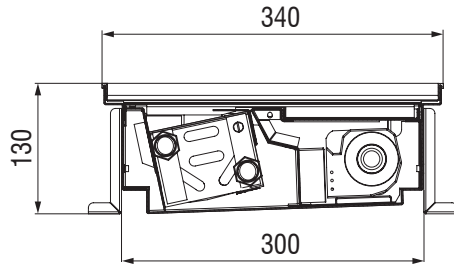
- 230 V AC - 3 speed transformer
- 230 V AC - control 0-10 V
- 24 V EC - control 0-10 V
- 12 V AC - on request



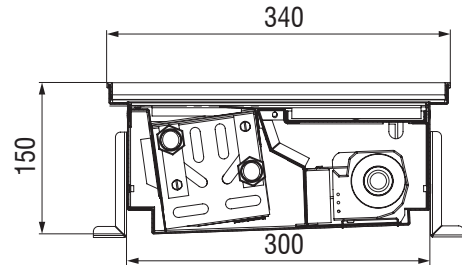
		PKH-4C-130						PKH-4C-150					
		LPHW			LPCW			LPHW			LPCW		
		90/70/20 °C	75/65/20 °C	55/45/20 °C	6/12/26 °C	10/15/26 °C	12/16/26 °C	90/70/20 °C	75/65/20 °C	55/45/20 °C	6/12/26 °C	10/15/26 °C	12/16/26 °C
<b>L = 1200 mm (1 fan)</b>		<b>L = 1200 mm (1 fan)</b>						<b>L = 1200 mm (1 fan)</b>					
Fan speed	MIN	1433	1296	723	474	325	281	1739	1586	613	652	449	393
	MED	1915	1620	933	528	403	340	2199	1906	865	779	551	487
	MAX	2401	2100	1162	661	489	413	2600	2287	1133	1045	720	670
<b>L = 2000 mm (2 fans)</b>		<b>L = 2000 mm (2 fans)</b>						<b>L = 2000 mm (2 fans)</b>					
Fan speed	MIN	2895	2618	1460	957	657	568	3513	3204	1238	1317	907	794
	MED	3868	3272	1885	1067	814	687	4442	3850	1747	1574	1113	984
	MAX	4802	4200	2324	1441	1066	900	5200	4574	2266	2278	1570	1461
<b>L = 2600 mm (3 fans)</b>		<b>L = 2600 mm (3 fans)</b>						<b>L = 2700 mm (3 fans)</b>					
Fan speed	MIN	3869	3499	1952	1280	878	759	4695	4282	1655	1760	1212	1061
	MED	5171	4374	2519	1426	1088	918	5937	5146	2336	2103	1488	1315
	MAX	6483	5670	3137	1785	1320	1115	7020	6175	3059	2822	1944	1809
<b>L = 3000 mm (3 fans)</b>		<b>L = 3000 mm (3 fans)</b>						<b>L = 3000 mm (3 fans)</b>					
Fan speed	MIN	4179	3779	2108	1382	948	819	5071	4625	1788	1901	1309	1146
	MED	5584	4724	2721	1540	1175	991	6412	5558	2522	2272	1607	1420
	MAX	7001	6124	3388	1927	1426	1204	7582	6669	3304	3047	2100	1954

Dimensions - PKH-4C

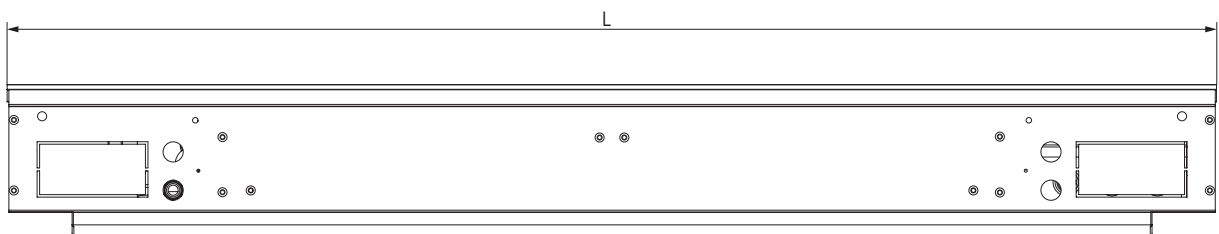
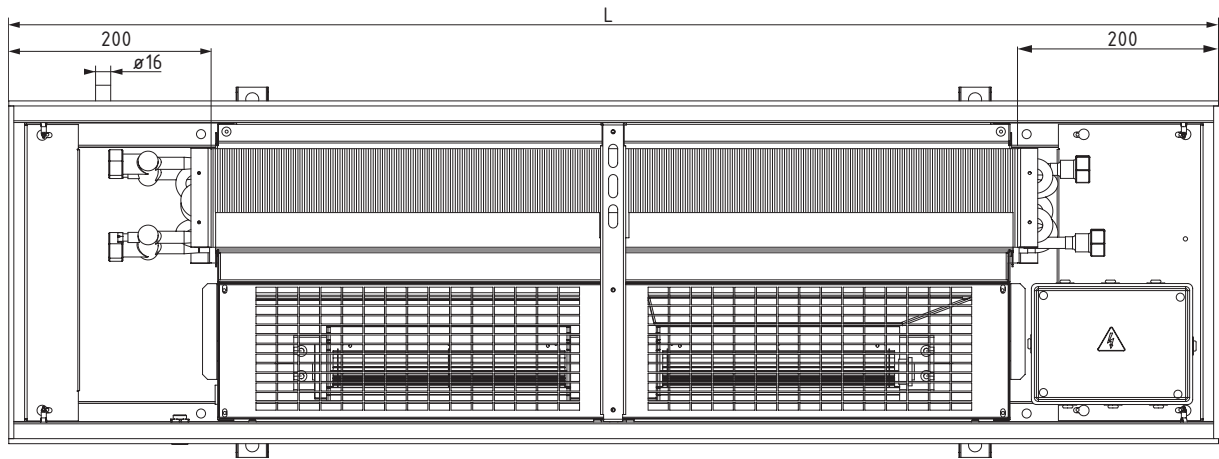
PKH-4C-130



PKH-4C-150



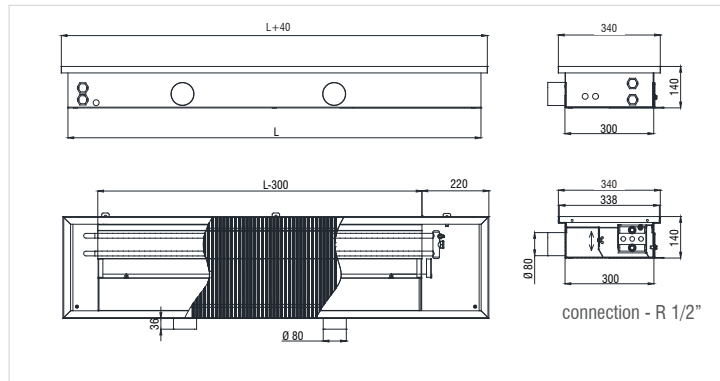
\*water connections R1/2"



**OPTIONS**

**Fresh air supply - PKS**

- fresh air supply connection with a flow damper.




**EBM EC - electronically controled motors**

- electronic control
- up to 30% more efficient than conventional motors
- low noise levels
- remote control via ModBus




**Curved section (QL-518)**

<b>Ordering key:</b>	QL-518	110	2	1000	90
Convector height	70, 110, 130, 140, 150				
No. of rows	1, 2, 3				
Radius R					
Angle $\phi$					



**Empty section with round/rectangular cut-out (QL-517)**

<b>Ordering key:</b>	QL-517	110	2	80x120
Convector height	70, 110, 130, 140, 150			
No. of rows	1, 2, 3			
Cut-out dimensions R / BxH				



OPTIONS

**Connecting section QL-512**


- Universal connection module
- Fully customizable module (4 different possibilities)
- All modules can be shortened on site up to 100mm
- Available lengths: 250, 500 and 1000 mm
- Option: load bearing cover (QL-515)

**Ordering key:** QL-512 110 2 R


Convactor height  
70, 110, 130, 140, 150

No. of rows  
1, 2, 3


Grille type (R - roll-up / F - linear)




End section



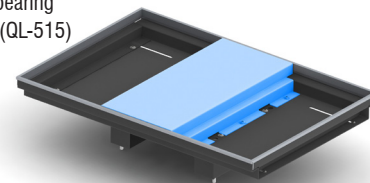
Empty section



Connecting section



Load bearing cover (QL-515)

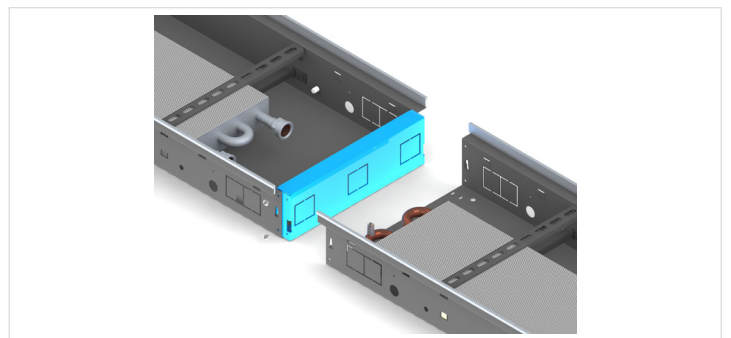


**Connection piece (QL-516)**

**Ordering key:** QL-516 110 2

Convactor height  
70, 110, 130, 140, 150

No. of rows  
1, 2, 3

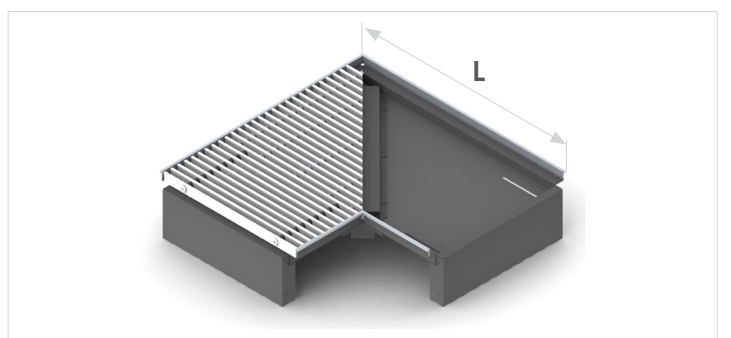


**Corner connection (QL-519 roll up grille / QL-520 linear grille)**

**Ordering key:** QL-519 110 2

Convactor height  
70, 110, 130, 140, 150

No. of rows  
1, 2, 3




No. of rows	1-row	2-row	3-row
L	300	400	500



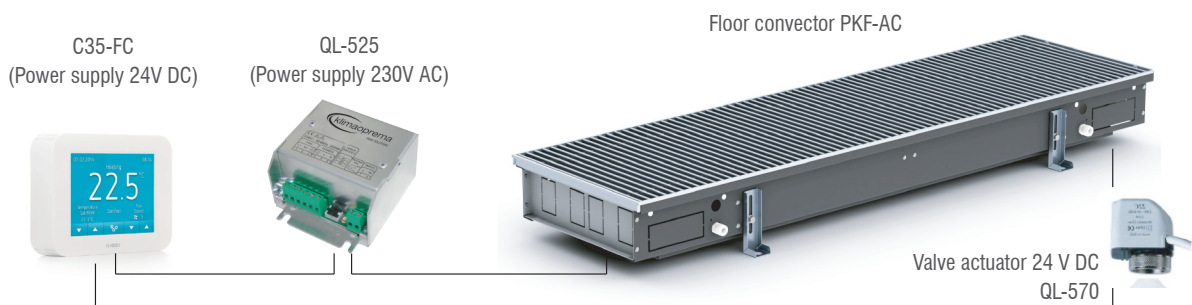
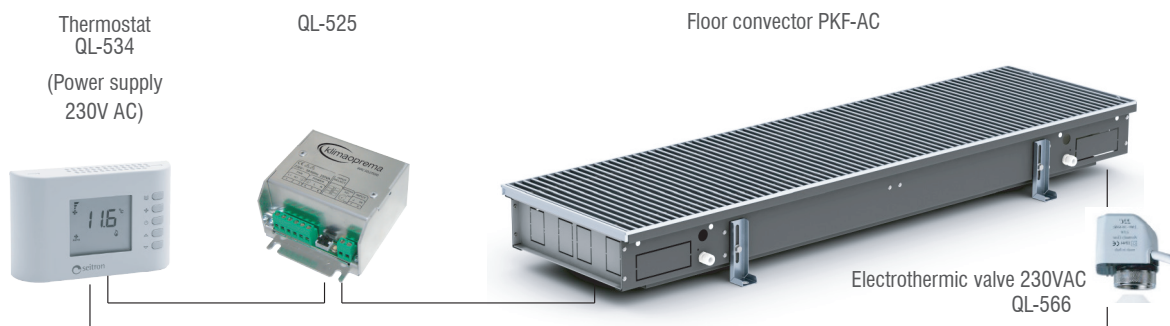
**CONTROL OPTIONS**

**Standard control - 230V (3-speed regulation)**




\* Relay plate must be included

**Option - 230V (0-10V regulation)**



\*\*Power supply 24V DC should be provided externally

**Option - 24V EC (0-10V regulation)**

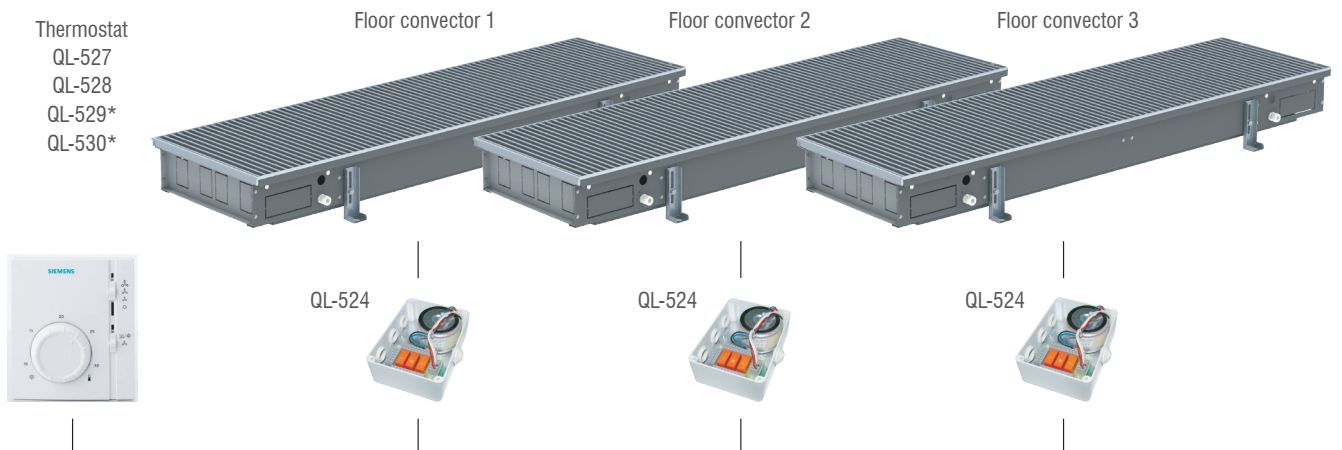


\*\*Power supply 24V DC should be provided externally

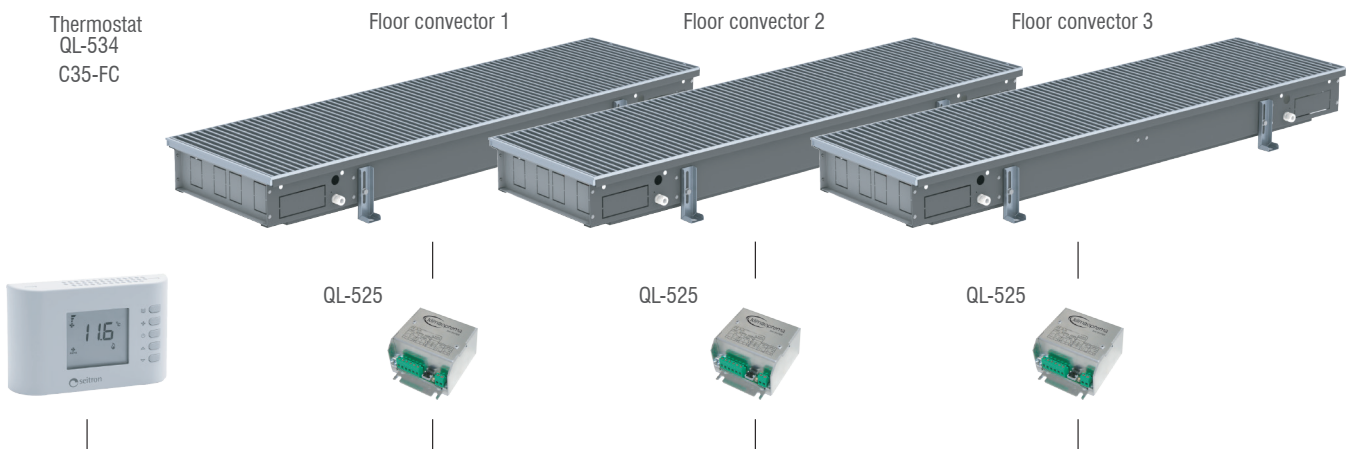
### Connecting multiple convectors with one thermostat

- Relay plate QL-524
- Number of relay plates is equal to number of autotransformers that control the group of convectors
- Power supply, motors and electrothermic valves are connected to relay plate
- Relay plate is placed together with the autotransformer in the junction box
- If thermostats QL-529 or QL-530 are used, connection of the relay plate is necessary

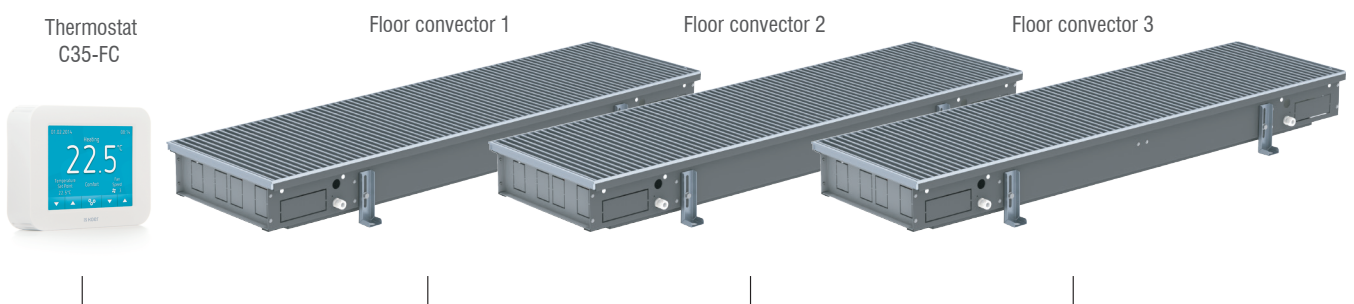
#### 230V AC (3-speed regulation)



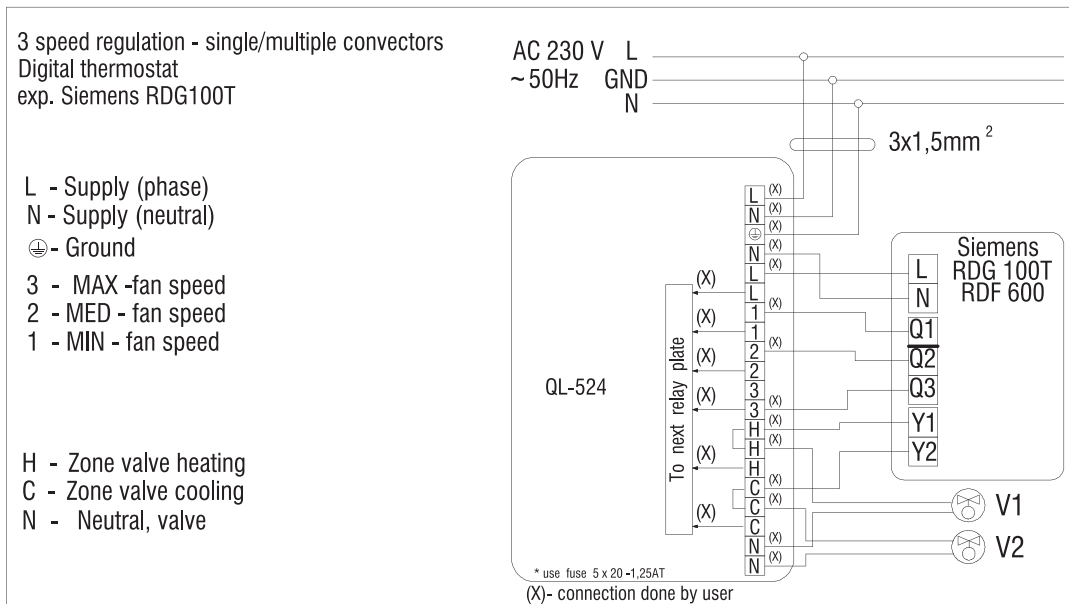
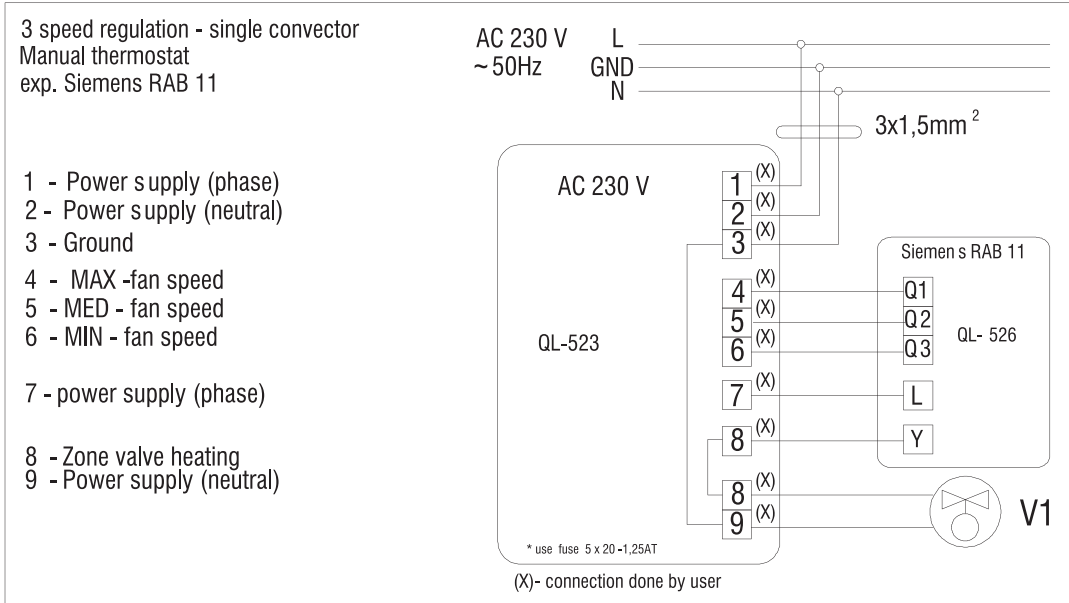
#### 230V AC (0-10V regulation)



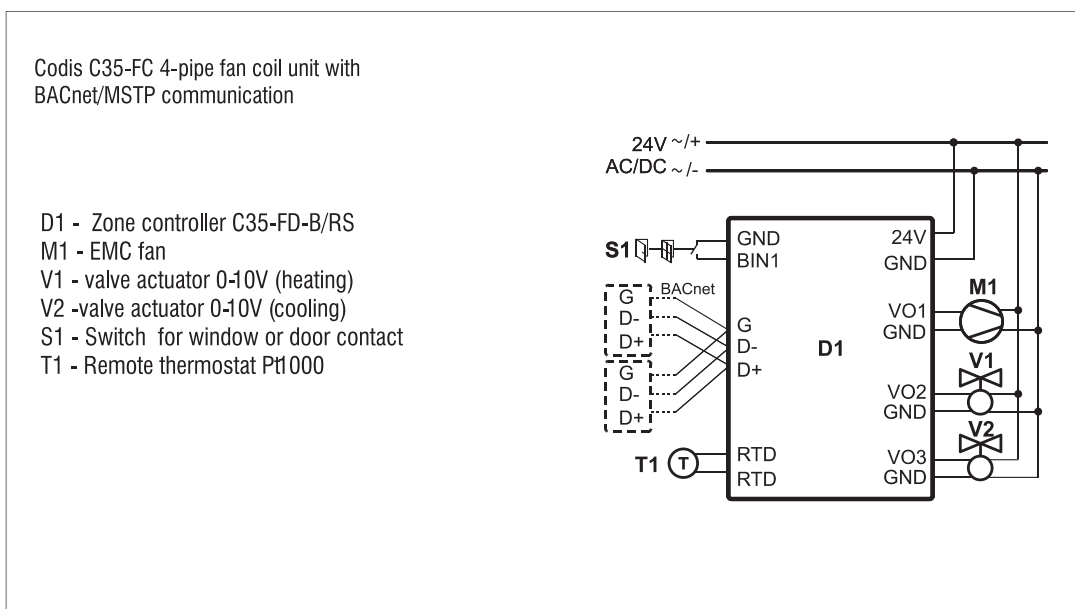
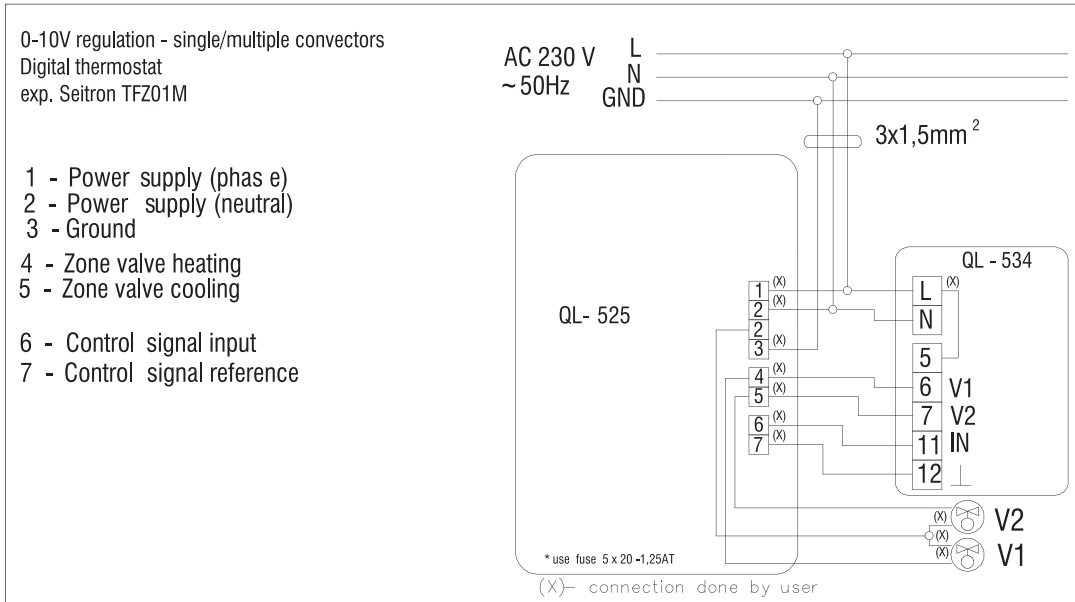
#### 24V EC (0-10V regulation)



WIRING DIAGRAMS







WIRING DIAGRAMS



**ACCESSORIES**














Image	Description	Ordering code	Suitable for	
	Roll-up al. grille	QL-501-1	<b>All models</b>	
		QL-501-2	<b>All models</b>	
		QL-501-3	<b>All models</b>	
	Roll-up al. grille - anodized			<b>All models</b>
		QL-502-2	<b>All models</b>	
		QL-502-3	<b>All models</b>	
	Roll-up al. grille - RAL...		QL-503-1	<b>All models</b>
			QL-503-2	<b>All models</b>
			QL-503-3	<b>All models</b>
	Linear al. grille	QL-504-1	<b>All models</b>	
		QL-504-2	<b>All models</b>	
		QL-504-3	<b>All models</b>	
	Linear al. grille - anodized		QL-505-1	<b>All models</b>
			QL-505-2	<b>All models</b>
			QL-505-3	<b>All models</b>
	Linear al. grille - RAL...		QL-506-1	<b>All models</b>
			QL-506-2	<b>All models</b>
			QL-506-3	<b>All models</b>
	Roll-up al. grille - beech	QL-507-1	<b>All models</b>	
		QL-507-2	<b>All models</b>	
		QL-507-3	<b>All models</b>	
	Roll-up al. grille - oak	QL-508-1	<b>All models</b>	
		QL-508-2	<b>All models</b>	
		QL-508-3	<b>All models</b>	
	Roll-up al. grille - cherry	QL-509-1	<b>All models</b>	
		QL-509-2	<b>All models</b>	
		QL-509-3	<b>All models</b>	
	Roll-up grille - inox	QL-510-1	<b>All models</b>	
		QL-510-2	<b>All models</b>	
		QL-510-3	<b>All models</b>	

Image	Description	Ordering code	Suitable for		
	Optional F frame	QL-511	<b>All models</b>		
	Inactive section set (Length=0,25m)	QL-512-701	<b>PKN 70</b>	1-row	
		QL-512-702		2-row	
				3-row	
		QL-512-111	<b>PKN 110 / PKF 110</b>	1- row	
		QL-512-112		2-row	
		QL-512-113		3-row	
		QL-512-132	<b>PKH 130</b>		
		QL-512-141	<b>PKN 140 / PKF 140</b>	1-row	
		QL-512-142		2-row	
		QL-512-143		3-row	
		QL-512-152	<b>PKH 150</b>		
		Inactive section set (Length=0,5m)	QL-513-701	<b>PKN 70</b>	1-row
			QL-513-702		2-row
			QL-513-703		3-row
			QL-513-111	<b>PKN 110 / PKF 110</b>	1- row
	QL-513-112		2-row		
	QL-513-113		3-row		
	QL-513-132		<b>PKH 130</b>		
	QL-513-141		<b>PKN 140 / PKF 140</b>	1-row	
	QL-513-142			2-row	
	QL-513-143			3-row	
	QL-513-152		<b>PKH 150</b>		
	Inactive section set (Length=1,0m)		QL-514-701	<b>PKN 70</b>	1-row
		QL-514-702	2-row		
		QL-514-703	3-row		
		QL-514-111	<b>PKN 110 / PKF 110</b>	1- row	
		QL-514-112		2-row	
QL-514-113		3-row			
QL-514-133		<b>PKH 130</b>			
QL-514-141		<b>PKN 140 / PKF 140</b>	1-row		
QL-514-142			2-row		
QL-514-143			3-row		
QL-514-153	<b>PKH 150</b>				
	Load bearing cover	QL-515-701	<b>All models</b>	1-row	
		QL-515-702		2-row	
		QL-515-703		3-row	
	Casing connection piece	QL-516-701	<b>PKN 70</b>	1-row	
		QL-516-702		2-row	
		QL-516-703		3-row	
		QL-516-111	<b>PKN 110 / PKF 110</b>	1- row	
		QL-516-112		2-row	
		QL-516-113		3-row	
		QL-516-132	<b>PKH 130</b>		
		QL-516-141	<b>PKN 140 / PKF 140</b>	1-row	
		QL-516-142		2-row	
		QL-516-143		3-row	
		QL-516-152	<b>PKH 150</b>		

ACCESSORIES








Image	Description	Ordering code	Suitable for	
	Cut out section	QL-517-701	<b>PKN 70</b>	1-row
		QL-517-702		2-row
				3-row
		QL-517-111	<b>PKN 110 / PKF 110</b>	1- row
		QL-517-112		2-row
		QL-517-113		3-row
		QL-517-132	<b>PKH 130</b>	
		QL-517-141	<b>PKN 140 / PKF 140</b>	1-row
		QL-517-142		2-row
		QL-517-143		3-row
		QL-517-152	<b>PKH 150</b>	
			Curved section	QL-518
	Corner section 90° Roll up grille	QL-519-701	<b>PKN 70</b>	1-row
		QL-519-702		2-row
		QL-519-703		3-row
		QL-519-111	<b>PKN 110 / PKF 110</b>	1- row
		QL-519-112		2-row
		QL-519-113		3-row
		QL-519-132	<b>PKH 130</b>	
		QL-519-141	<b>PKN 140 / PKF 140</b>	1-row
		QL-519-142		2-row
		QL-519-143		3-row
		QL-519-152	<b>PKH 150</b>	
		Corner section 90° Linear grille	QL-520-701	<b>PKN 70</b>
	QL-520-702		2-row	
	QL-520-703		3-row	
	QL-520-111		<b>PKN 110 / PKF 110</b>	1- row
	QL-520-112			2-row
	QL-520-113			3-row
	QL-520-132		<b>PKH 130</b>	
QL-520-141	<b>PKN 140 / PKF 140</b>		1-row	
QL-520-142			2-row	
QL-520-143			3-row	
QL-520-152	<b>PKH 150</b>			

**ACCESSORIES**









Image	Description	Ordering code	Suitable for
	Filter G2	QL-521	<b>PKF, PKH, PKH-4C</b>
	External casing insulation	QL-522	<b>All models</b>
	Control box AT6	UA-AT6	<b>PKF, PKH, PKH-4C</b>
	Control box AT6-Relay	UA-AT6-RB	<b>PKF, PKH, PKH-4C</b>
	Silent drive (230V AC; 0-10V)	UA-SMD	<b>PKF, PKH, PKH-4C</b>
	Room thermostat RAA21	Siemens RAA 21	<b>PKN</b>
	Thermostat 3-step	Siemens RAB 11	<b>PKF, PKH</b>
	Thermostat 3-step	Siemens RAB 31	<b>PKH-4C</b>
	Thermostat digital	Thermokon LCF	<b>PKF, PKH</b>
	Thermostat digital.	RDF 600.01	<b>PKF, PKH, PKH-4C</b>
	Frame for RDF thermostat	Siemens RDF Frame	<b>PKF, PKH, PKH-4C</b>
	Remote control for RDG and RDF	Siemens IRA 211	<b>PKF, PKH, PKH-4C</b>
	Thermostat digital	Siemens RDG 100T	<b>PKF, PKH, PKH-4C</b>
	Thermostat digital 0-10V	Seitron TFZO1M	<b>PKF, PKH, PKH-4C</b>
	FC controller, temperature sensor	C35-FC	<b>PKF, PKH, PKH-4C</b>
	FC controller, temperature sensor, BACnet	C35-FC-B/RS	<b>PKF, PKH, PKH-4C</b>
	FC controller, temperature sensor, humidity sensor	C35-FC-H	<b>PKF, PKH, PKH-4C</b>
	FC controller, temperature sensor, humidity sensor, BACnet	C35-FC-H-B/RS	<b>PKF, PKH, PKH-4C</b>



**ACCESSORIES**

Image	Description	Ordering code	Suitable for
	Service valve 1/2" Service valve 3/4"	SV-R-1/2" SV-R-3/4"	<b>All models</b>
	Radiator valve straight 1/2" Radiator valve angled 1/2"	RV-R-1/2" RV-K-1/2"	<b>All models</b>
	Thermostatic valve straight 1/2" Thermostatic valve straight 3/4"	TSV-R-1/2" TSV-R-3/4"	<b>All models</b>
	Thermostatic valve angular 1/2" Thermostatic valve angular 3/4"	TSV-K-1/2" TSV-K-3/4"	<b>All models</b>
	Lockshield valve straight 1/2" Lockshield valve straight 3/4"	PR-R-1/2" PR-R-3/4"	<b>All models</b>
	Lockshield valve angled 1/2" Lockshield valve angled 3/4"	PR-K-1/2" PR-K-3/4"	<b>All models</b>
	3-way valve 3p 1/2" 3-way valve 3p 3/4"	3PV-1/2" 3PV-3/4"	<b>All models</b>
	4-way valve 4p 1/2" 4-way valve 4p 3/4"	4PV-1/2" 4PV-3/4"	<b>All models</b>
	Balancing valve 1/2" Balancing valve 3/4"	BALV-1/2" BALV-3/4"	<b>All models</b>
	Flexible couplings 1/2" Flexible couplings 3/4"	FLEX-350-1/2" FLEX-350-3/4"	<b>All models</b>
	Thermostat head	TSG-W148	<b>All models</b>
	Thermostat head - RAL 9016	TSG-DRAX-W	<b>All models</b>
	Thermostat head - RAL 9005	TSG-DRAX-B	<b>All models</b>

**ACCESSORIES**

Image	Description	Ordering code	Suitable for	
	Thermostate head - metal matte	TSG-DRAX-M	<b>All models</b>	
	Thermostate head - metal chrome	TSG-DRAX-CH	<b>All models</b>	
	Thermostate head - white chrome	TSG-DRAX-WCH	<b>All models</b>	
	Cable temperature sensor	QAH-11.1	<b>All models</b>	
	Thermostat head with remote regulator	2m	TSG-DRA5062	<b>All models</b>
		5m	TSG-DRA5065	<b>All models</b>
		8m	TSG-DRA5068	<b>All models</b>
	Thermostat head with remote regulator and temperature sensor	TSG-W148SD	<b>All models</b>	
	Electrothermic valve drive 230 V - NC	ETV-230V-NC	<b>All models</b>	
	Electrothermic valve drive 24 V - NC	ETV-24V-NC		
	Electrothermic valve drive 230 V - NO	ETV-230V-NO		
	Electrothermic valve drive 24 V - NO	ETV-24V-NO		
	Valve actuator 24V DC; 0-10V	EMP-24V-K	<b>All models</b>	
	Condensate pump set	Easyflow EF-7	<b>All models</b>	
	Magnet switch - window/door	DK-PK	<b>All models</b>	
	Transformer terminal box AC 230V-DC 24V-100 W	QL -595	<b>PKF, PKH, PKH-4C</b>	
	Transformer terminal box AC 230V-DC 24V-75 W	QL -596	<b>PKF, PKH, PKH-4C</b>	
	Transformer terminal box AC 230V-DC 24V-50 W	QL -597	<b>PKF, PKH, PKH-4C</b>	

**Floor convector selection**

For given height and width of glass surface, heat transfer coefficient K and outside temperature, we can calculate convector selection parameters.

Example:

- from diagram 1,  $\Delta t_L = 7$  K
- from diagram 2 cold air velocity  $v = 0,36$  m/s.
- from diagram 3 airflow rate,  $V_L = 52$  m<sup>3</sup>/h

To prevent cold air intrusion in room, necessary heat output per meter length is determined by:

$$Q_{\text{convector}} > Q_{\text{falling air}}$$

$$Q_{\text{falling air}} = \frac{V_L \cdot c_L \cdot b \cdot \Delta t_L \cdot \rho}{3600}$$

Inserting known values

- $V_L = 52$  m<sup>3</sup>/h
- $c_L = 1,006$  kJ/kgK
- $b = 1$  m (glass width)
- $\Delta t_L = 7$  K
- $\rho = 1,2$  kg/m<sup>3</sup>

$$Q_{\text{falling air}} = 0,122 \text{ kW}$$

In accordance with result above, a floor convector with minimal length of 1m and minimal heat output of 0,122kW can be selected.

Diagram 1: Temperature difference of glass surface, at room temperature 20°C

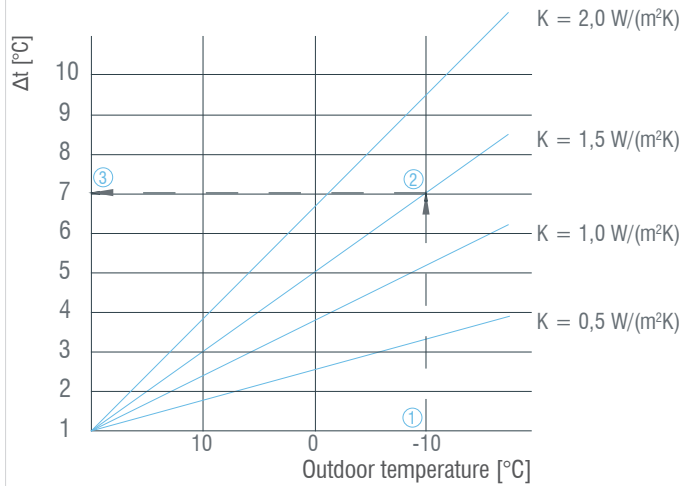


Diagram 2: Cold air velocity

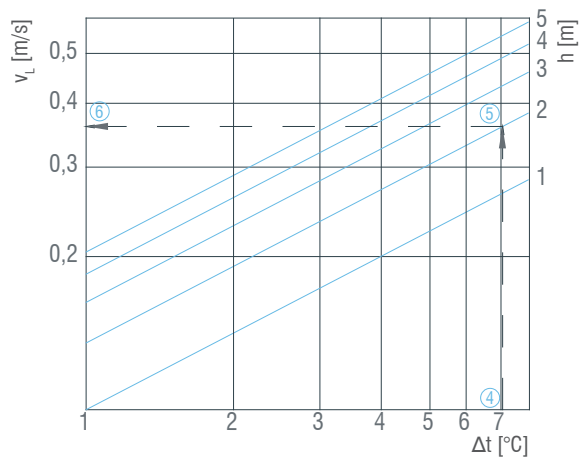
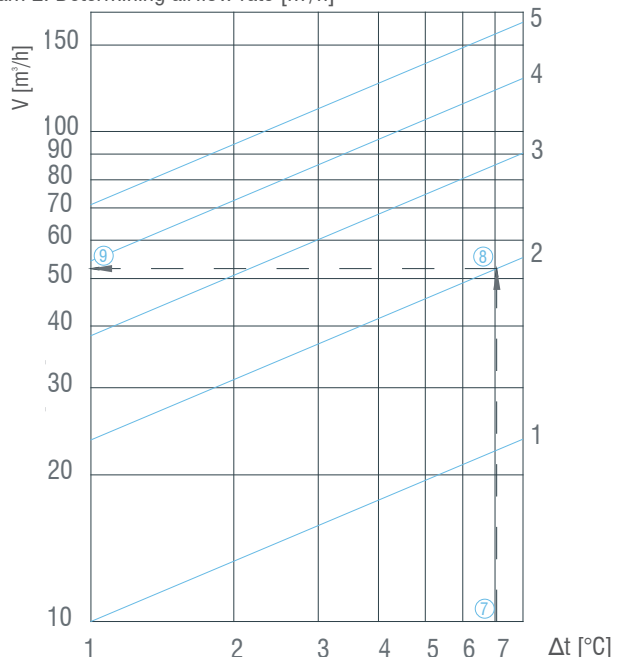











Diagram 2: Determining airflow rate [m³/h]



**Standard delivery:**

<p>Steel and aluminium parts powder coated in RAL 9005</p>		<p>Leveling mounts for height adjusting and casing fixing</p>	
<p>Efficient low volume heat exchanger with bleed valve 1/4"</p>		<p>Protective wooden cover</p>	
<p>Silent 230V AC or 24V EC tangential fans</p>		<p>PVC foil and carton box packaging with polystyrene corner and side protection</p>	
<p>Leveling screws</p>		<p>Installation and operation manual</p>	
<p>Standard U frame</p>			

Ordering key

Accessories

<p>Type <b>PKN / PKF / PKH / PKH-4C</b></p>	<p><b>PKN - 70 - 1 - 2000</b></p>	<p><b>- QL-xxx</b></p>
<p>Casing height  <b>70</b> (PKN); <b>110</b> (PKN, PKF); <b>130</b> (PKH, PKH-4C), <b>140</b> (PKN, PKF);  <b>150</b> (PKH, PKH-4C)  <b>1</b>- row width 210/250 mm  <b>2</b>- row width 300/340 mm  <b>3</b>- row width 400/440 mm  Casing length [mm]</p>		